

PCB terminal block - MKDS 2.5/ 4-5.08 - 1730418

Please be informed that the data shown in this PDF Document is generated from our Online Catalog. Please find the complete data in the user's documentation. Our General Terms of Use for Downloads are valid (<http://phoenixcontact.com/download>)



PCB terminal block, nominal current: 24 A, rated voltage (III/2): 400 V, pitch: 5.08 mm, number of positions: 4, connection method: Screw connection with tension sleeve, mounting: Wave soldering, conductor/PCB connection direction: 0 °, color: green, Solder pin [P]: 3.7 mm

The figure shows a combination as a 12-position version

Your advantages

- ✓ Well-known connection principle allows worldwide use
- ✓ Low temperature rise, thanks to maximum contact force
- ✓ Allows connection of two conductors
- ✓ Integrated protective guide prevents incorrect insertion of the conductor underneath the tension sleeve



Key Commercial Data

| | |
|--------------------------------------|---|
| Packing unit | 50 pc |
| Minimum order quantity | 50 pc |
| GTIN |  4 017918 116231 |
| GTIN | 4017918116231 |
| Weight per Piece (excluding packing) | 7.760 g |
| Custom tariff number | 85369010 |
| Country of origin | Poland |

Technical data

Item properties

| | |
|---------------------------|--------------------------------------|
| Brief article description | PCB terminal block |
| Range of articles | MKDS 2,5 |
| Pitch | 5.08 mm |
| Number of positions | 4 |
| Connection method | Screw connection with tension sleeve |
| Drive form screw head | Slotted (L) |
| Screw thread | M3 |

PCB terminal block - MKDS 2.5/ 4-5.08 - 1730418

Technical data

Item properties

| | |
|-----------------------|----------------|
| Mounting type | Wave soldering |
| Pin layout | Linear pinning |
| Number of levels | 1 |
| Number of connections | 4 |
| Number of potentials | 4 |

Connection capacity

| | |
|--|-----------------------|
| Conductor cross section solid | 0.14 mm² ... 2.5 mm² |
| Conductor cross section flexible | 0.14 mm² ... 2.5 mm² |
| Conductor cross section AWG / kcmil | 26 ... 14 |
| Conductor cross section flexible, with ferrule without plastic sleeve | 0.25 mm² ... 2.5 mm² |
| Conductor cross section, flexible, with ferrule, with plastic sleeve | 0.25 mm² ... 1.5 mm² |
| 2 conductors with same cross section, solid | 0.14 mm² ... 0.75 mm² |
| 2 conductors with same cross section, flexible | 0.14 mm² ... 0.75 mm² |
| 2 conductors with same cross section, stranded, ferrules without plastic sleeve | 0.25 mm² ... 0.75 mm² |
| 2 conductors with same cross section, stranded, with TWIN ferrules with plastic sleeve | 0.5 mm² ... 1.5 mm² |
| Stripping length | 8 mm |
| Torque | 0.5 Nm ... 0.6 Nm |

Material data - contact

| | |
|--|---|
| Note | WEEE/RoHS-compliant, free of whiskers according to IEC 60068-2-82/ JEDEC JESD 201 |
| Contact material | Cu alloy |
| Metal surface terminal point (top layer) | Tin (5 - 7 µm Sn) |
| Metal surface soldering area (top layer) | Tin (5 - 7 µm Sn) |

Material data - housing

| | |
|---|--------|
| Insulating material | PA |
| Insulating material group | I |
| CTI according to IEC 60112 | 600 |
| Flammability rating according to UL 94 | V0 |
| Glow wire flammability index GWFI according to EN 60695-2-12 | 850 |
| Glow wire ignition temperature GWIT according to EN 60695-2-13 | 775 |
| Temperature for the ball pressure test according to EN 60695-10-2 | 125 °C |

Dimensions for the product

| | |
|--------------|---|
| Caption | Schematic representation – for additional information, see product range drawing in the Download Center |
| Length [l] | 11.62 mm |
| Width [w] | 21.5 mm |
| Height [h] | 21.7 mm |
| Pitch | 5.08 mm |

PCB terminal block - MKDS 2.5/ 4-5.08 - 1730418

Technical data

Dimensions for the product

| | |
|-----------------------------|--------------|
| Height (without solder pin) | 18 mm |
| Solder pin [P] | 3.7 mm |
| Pin dimensions | 1.1 x 0.8 mm |
| Dimension a | 15.24 mm |

Dimensions for PCB design

| | |
|---------------|--------|
| Hole diameter | 1.4 mm |
|---------------|--------|

Packaging information

| | |
|----------------------------|---------------------|
| Type of packaging | packed in cardboard |
| Pieces per package | 50 |
| Denomination packing units | Pcs. |

General product information

| | |
|--------------|--|
| Type of note | Note on application |
| Note | For safe conductor connection, always adhere to a defined tightening torque. Particularly in the case of PCB terminal blocks with two or three positions, the individual solder pin for each contact point cannot compensate for this. That is why the terminal blocks must be supported during conductor connection (held with one hand, support on the housing). |

Electrical tests

| | |
|-----------------------------|---------------------|
| Rated current | 24 A |
| Conductor cross section | 2.5 mm ² |
| Rated voltage (III/2) | 400 V |
| Rated surge voltage (III/2) | 4 kV |

Air clearances and creepage distances

| | |
|----------------------------------|-------|
| Rated insulation voltage (III/3) | 250 V |
| Rated insulation voltage (III/2) | 400 V |
| Rated insulation voltage (II/2) | 630 V |
| Rated surge voltage (III/3) | 4 kV |
| Rated surge voltage (III/2) | 4 kV |
| Rated surge voltage (II/2) | 4 kV |

Standards and Regulations

| | |
|--|--------|
| Connection in acc. with standard | EN-VDE |
| | CSA |
| Flammability rating according to UL 94 | V0 |

Environmental Product Compliance

| | |
|------------|---|
| | Lead 7439-92-1 |
| China RoHS | Environmentally Friendly Use Period = 50 |
| | For details about hazardous substances go to tab "Downloads", Category "Manufacturer's declaration" |

PCB terminal block - MKDS 2.5/ 4-5.08 - 1730418

Classifications

eCl@ss

| | |
|------------|----------|
| eCl@ss 4.0 | 27141100 |
| eCl@ss 4.1 | 27141100 |
| eCl@ss 5.0 | 27141100 |
| eCl@ss 5.1 | 27261100 |
| eCl@ss 6.0 | 27261100 |
| eCl@ss 7.0 | 27440401 |
| eCl@ss 8.0 | 27440401 |
| eCl@ss 9.0 | 27440401 |

ETIM

| | |
|----------|----------|
| ETIM 3.0 | EC001121 |
| ETIM 4.0 | EC002643 |
| ETIM 5.0 | EC002643 |
| ETIM 6.0 | EC002643 |
| ETIM 7.0 | EC002643 |

UNSPSC

| | |
|---------------|----------|
| UNSPSC 6.01 | 30211801 |
| UNSPSC 7.0901 | 39121432 |
| UNSPSC 11 | 39121432 |
| UNSPSC 12.01 | 39121432 |
| UNSPSC 13.2 | 39121432 |

Approvals


Approvals

Approvals

CSA / CCA / SEV / EAC / cULus Recognized

Ex Approvals

Approval details


| | | | |
|--------------------|---|---|-------|
| CSA |  | http://www.csagroup.org/services-industries/product-listing/ | 13631 |
| Nominal voltage UN | 300 V | | |
| Nominal current IN | 10 A | | |


PCB terminal block - MKDS 2.5/ 4-5.08 - 1730418


Approvals

| | |
|---------------|-------|
| mm²/AWG/kcmil | 28-12 |
|---------------|-------|

| | |
|--------------------|---------|
| CCA | IK-2389 |
| Nominal voltage UN | 400 V |
| mm²/AWG/kcmil | 2.5 |

| | | | |
|--------------------|---|---|---------|
| SEV |  | https://www.electrosuisse.ch/de/meta/shop/produktezertifikate.html | IK-3535 |
| Nominal voltage UN | 400 V | | |
| mm²/AWG/kcmil | 2.5 | | |

| | | |
|-----|--|---------|
| EAC |  | B.01742 |
|-----|--|---------|

| | | | |
|--------------------|---|---|-----------------|
| cULus Recognized |  | http://database.ul.com/cgi-bin/XYV/template/LISEXT/1FRAME/index.htm | E60425-19770427 |
| | B | D | |
| Nominal voltage UN | 300 V | 300 V | |
| Nominal current IN | 10 A | 10 A | |
| mm²/AWG/kcmil | 30-12 | 30-12 | |

Accessories

Accessories

Bridge

Insertion bridge - EBP 2- 5 - 1733169



Labeled terminal marker

PCB terminal block - MKDS 2.5/ 4-5.08 - 1730418

Accessories

Marker card - SK 5,08/3,8:FORTL.ZAHLEN - 0804293



Marker card, Card, white, labeled, Horizontal: consecutive numbers 1 ... 10, 11 ... 20, etc. up to 91 ... (99)100, mounting type: adhesive, for terminal block width: 5.08 mm, lettering field size: 5.08 x 3.8 mm

Screwdriver tools

Screwdriver - SZS 0,6X3,5 - 1205053



Actuation tool, for ST terminal blocks, insulated, also suitable for use as a bladed screwdriver, size: 0.6 x 3.5 x 100 mm, 2-component grip, with non-slip grip